



GENCOM[®]

Be Safe With Us...



GENCOM ELEVATORS & ESCALATORS

AN ISO 9001:2015 CERTIFIED COMPANY



People in elevators travel comfortable through building and other urban space.

As building become larger and taller, GENCOM strives to achieve ever-improving safety and energy savings

We are a quality centric company and owing to several factors that benefit the customers and improve our performance magnificently, we are established as reliable and well-known name in domain. The factors that counts are:

- Elevators designed as per the set industrial norms.
- Association with leading names.
- Stringent check on Procuring Process.
- Maximum customer satisfaction.
- Total quality management
- Prompt Services.
- Experienced Workers.
- Efficient Workforce.
- Time Bound Delivery.
- State-of-the-art-Warehouse.
- Well-organized Logistics Facility
- Transparent Business Deals.
- Good Financial Position.

We at GENCOM offer following type of elevator



Traction Machine Room Elevator



Home Elevator



MRL Gearless Elevator



Hospital Elevator



Goods Elevator



Capusle Elevator



Parking Elevator



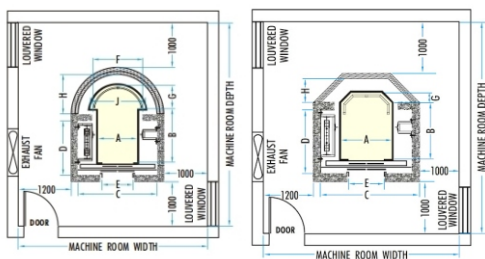
Hydraulic Elevator

Capsule

Capacity 10 To 16 Passenger



Hoistway Machine Room Plan for Capsule Elevator



Planing Guide

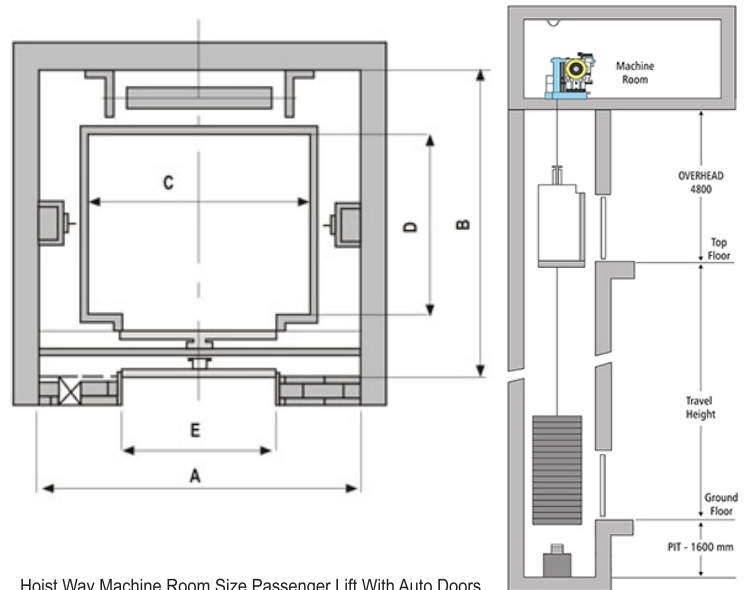
Load		Car Inside				Lift Well			Entrance	
Person	Kgs.	A	B	J	G	C	D	F	H	E
10	680	1100	1300	1400	650	2200	1325	1330	1100	800
13	884	1200	1400	1550	700	2400	1425	1430	1100	900
16	1088	1300	1500	1700	750	2800	1530	1530	1200	1000

Load		Car Inside			Lift Well				Entrance	
Person	Kgs.	A	B	G	C	D	F	H	E	
10	680	1250	1300	250	2200	1450	1480	580	800	
13	884	1400	1400	300	2400	1550	1630	650	900	
16	1088	1550	1500	350	2800	1780	1650	790	1000	

Auto Door

Capacity 04 To 20 Passenger


GENCOM®



Hoist Way Machine Room Size Passenger Lift With Auto Doors

Load		Lift Well		Car Inside		Entrance	Machine Room			Speed Up to 1 M/s.	
Person	Weight	Width	Depth	Width	Depth	Door	Width	Depth	O.H.	Height	Pit
4	272	1550	1300	1100	700	700	2900	3300	4800	2500	1500
6	408	1550	1600	1100	1000	700	2900	3700	4800	2500	1500
8	544	1900	1900	1300	1100	800	2900	3900	4800	2500	1500
10	680	1950	1950	1300	1350	800	2900	4100	4800	2500	1500
13	884	2500	1900	2000	1100	900	3500	3900	4800	2500	1500
16	1088	2500	2100	2000	1300	900	3500	4100	4800	2500	1500
20	1360	2500	2400	2000	1500	2000	3500	4400	4800	2500	1500

All Dimension are in mm.
This is General Data, it may be changed without notice.
All hoist walls should be minimum 230 mm brick or 150 mm R.C.C.



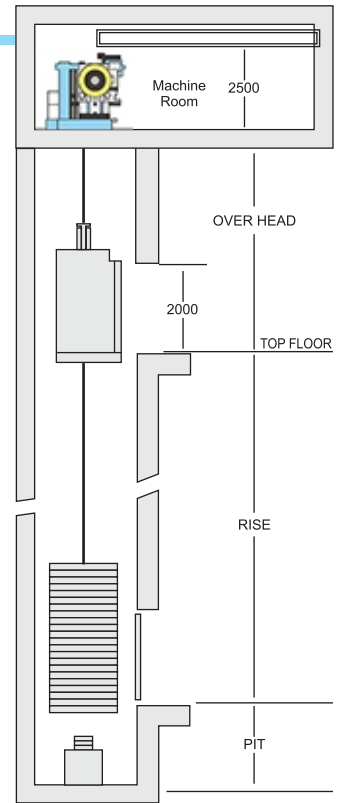
MRL Elevator

Machine Roomless Elevator

Brings you a revolutionary concept in the field of elevators to give you absolute freedom in designing MRL - Machine Room Less Elevators! Our exclusive Machine room less elevators brings aesthetic enhancements for you structure.

Advantage

- Latest Technology with Gearless
- Smoothest Travel
- Absolute Freedom in Building Designs
- Substantial Saving on Electricity Cost
- Save The Construction Cost
- More Safe



Hoist Way Machine Room Size Hospital Elevator

Automatic Center Opening Door

Automatic Telescopic Door

Person	Capacity	Shaft-W	Shaft-D	Car-W	Car-D	Shaft-W	Shaft-D	Car-W	Car-D	Entrance
	Kgs.	A	B	C	D	A	B	C	H	E
15	1020	1800	3000	1000	2400	1700	3000	1000	2400	800
20	1360	2200	3000	1300	2400	1950	3000	1300	2400	1200
26	1768	2400	3000	1600	2400	2100	3000	1600	2400	1200

All Dimension are in mm. This is General Data, it may be changed without notice.
All hoist way walls should be minimum 230 mm brick or 150 mm R. C. C.

Goods Elevator

Load Capacity 500 To 4000 kg



STURDAY AND DURABLE :

Cabin is made of highly intensified shaped materials, able to carry various kind of cargos.

ACCURATE LEVELING :

The Accuracy of Leveling can be controlled with a scope of several millimeter

LARGE DOOR WIDTH :

Multiple folded cabindoor structure is employed to reach the max width which facilities the entry of large chrgos


- All Dimension are in mm.

- This is General Data, it may be changed without notice.

- All hoist walls should be minimum 230 mm brick or 150 mm R.C.C.

Load	Lift Well		Car Inside			Machine Room			UPTO 0.7 M / SEC.	
Weight IN KG.	Width A	Depth B	Width C	Depth D	Depth E	Width F	Depth G	Height H	Pit K	O.H. M
500	1900	1500	1100	1200	750	3000	3800	2500	1600	4800
1000	2300	2100	1400	1800	1000	3000	4000	2500	1600	4800
1500	2600	2300	1700	2000	1250	3200	4200	2500	1600	4800
2000	2600	2800	1700	2500	1500	3200	4200	2500	1600	4800
2500	2900	2800	2000	2500	1500	3500	4400	2500	1600	4800
3000	2900	3300	2000	3000	2000	3500	4500	2500	1600	4800
4000	3400	3300	2500	3000	2000	4000	4600	2500	1600	4800

All Dimension are in mm. This is General Data, without notice.



Gearless Traction Machine

Car Elevator

Capacity 1000 KG.To 5000 KG.

GENCOM®



Car Decoration (Optional)

Item	: Style
Car Ceiling	: Painted Steel
Car Wall, Car Door	: Painted Steel
C.O.P.	: Hairline Stainless Steel
Car Floor	: Chequer Steel
Sill	: Alloyed Hard Aluminum

Car Decoration (Optional)

Item	: Style
Car Ceiling	: Hairline Stainless Steel
Car Wall, Car Door	: Hairline Stainless Steel
C.O.P.	: Hairline Stainless Steel
Car Floor	: Hairline Stainless Steel
Sill	: Alloyed Hard Aluminum

ELEVATOR CONTROL PANEL



VVF Drive



Automatic Door Controller with VVF Drive



Integrated Lift Controller




Hydraulic Controller



MRL Integrated Controller

ADVANCE DOOR HEADER




Automatic Rescue Device

The elevator cabin can make a big impression on passengers. It reflects the building decor.



Elevator Ceiling Design



ETCHING DESIGNS



MANUAL DOOR



Collapsible Door



Imperforated Door

A wide Choice of
Durable Interior Materials



Center Opening Autodoor
(Designer Finish)

AUTOMATIC DOOR



Center Opening Auto Door
(Small Vision)



Full Glass Auto Door

COP & LOP

 A collection of four different door control panels: Touch COP (vertical, black), Touch LOP (vertical, black), KCG351 (vertical, black with numeric keypad), and BCG351/BXG351 (vertical, silver with numeric keypad).

A collection of door control components including a segment-type LED display showing a red arrow and the number 3, a horizontal display showing a green arrow, the number 14, and a date, and a numeric keypad.

GENCOM[®]

Be Safe With Us...



Regd. Office :

Plot No. 260/1, Karhera,
Mohan Nagar, Industrial Area,
Ghaziabad U.P. 201005

Corporate Office :

26, 1st Floor, Express Market,
Niti Khand-III, Indirapuram,
Ghaziabad (U.P.)

Service Office 1 :

Plot No. 4, Gali No. 2, Devi Nagar
Colony, Moradabad Road,
Dhampur, Bijnor (U.P.) 246761

Service Office 2 :

Khasra No. 1230, Geetanjali Enclave,
Near Doon University, Dehradun,
Uttarakhand.

Mob. : 8468098781, 9818777399 | Email : sales@gencomelevators.com | Web. : www.gencomelevators.com